


User Manual

Snow Pad



Name: Portable Electronic Video Magnifier

Model: Snow Pad

Intended Use:

The Portable Electronic Video Magnifier is for helping people with presbyopia and low vision read printed material and see things easier at school, at work and in daily life.

Patient Population: People with presbyopia and low vision

Storage:

Temperature: 0°C~30°C

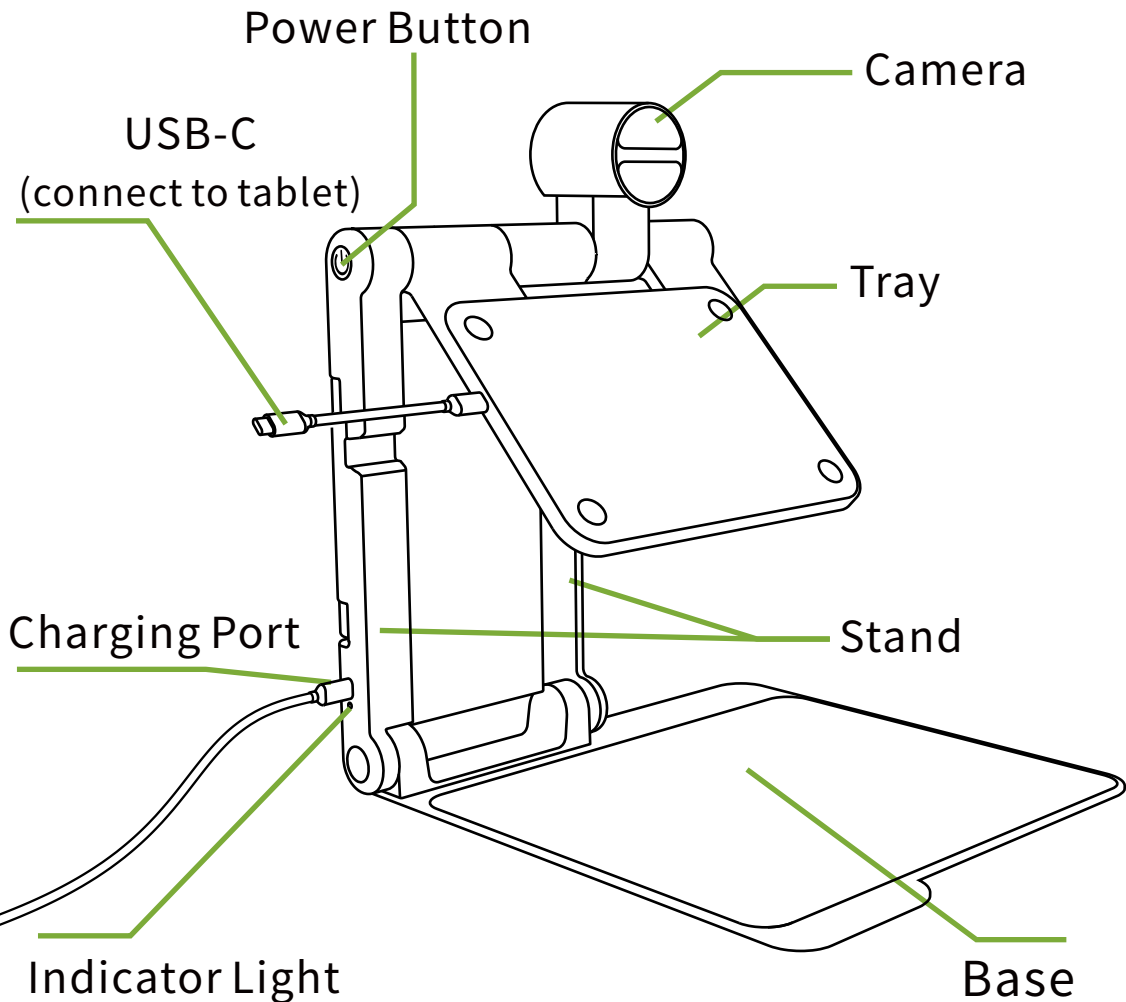
Humidity: <70%

Others: Need to be in a dry, dark, clean, ventilated, non-corrosive gas environment

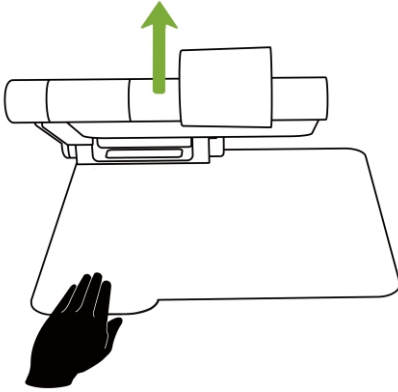
What's in the Box

- Snow Pad device x1
- Backpack x1
- Power adapter x1
- Charging cable x1
- Short connecting cable x2
- Magnetic Suction Sheet x2
- Cleaning cloth x1
- User Manual x1
- Writing board x1

Snow Pad Overview

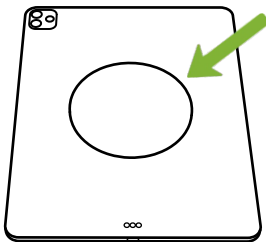


Unfold the Snow Pad



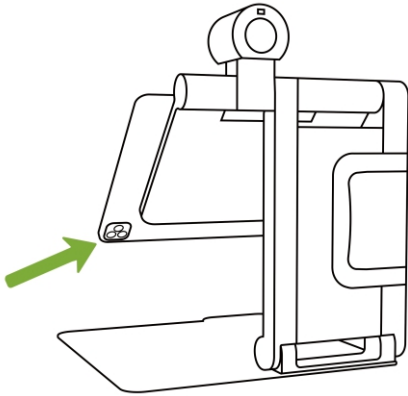
Press down on the base protrusion, and unfold the device upwards.

Fix Tablet




Stick the circular magnetic suction sheet to the center of the back of the tablet or protected case, and wait 15mins before putting it on the tray.

Keep the Tablet Camera Out of the Tray



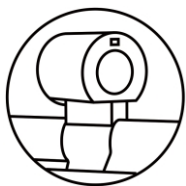

Always make sure the camera of your tablet is not blocked by the tray.

Remove Tablet



Hold the lower end of the tablet and slide it horizontally along the tray to remove it.

Rotate Camera




60 degrees
counterclockwise



270 degrees
clockwise

Turn Camera Up and Down

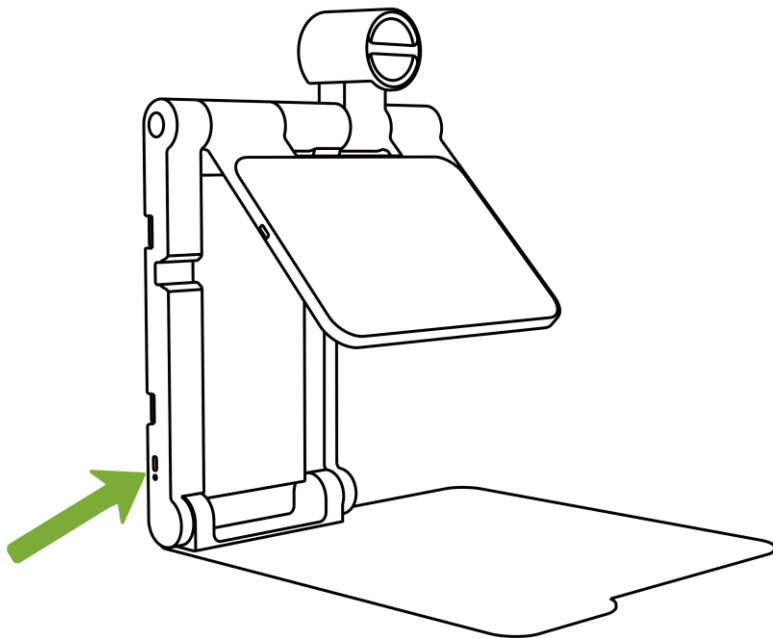


Up
15 degrees



Down
40 degrees

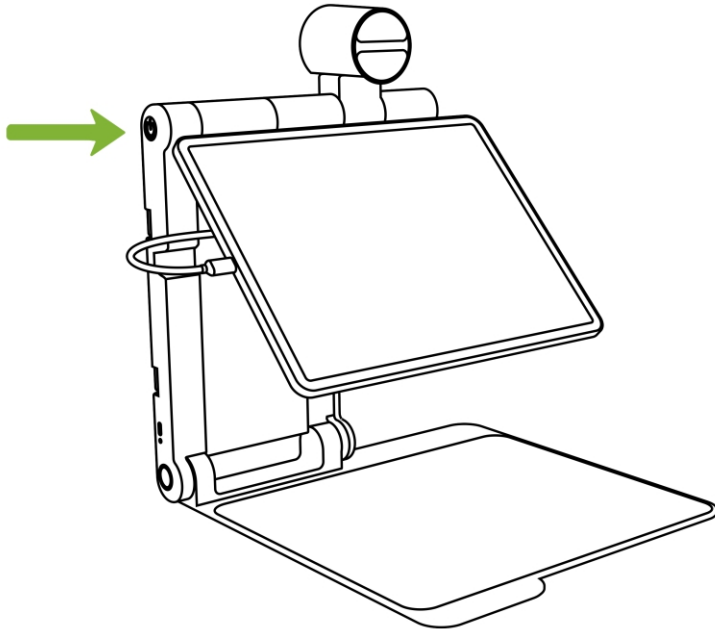
Charge the Battery



Plug the charging cable into the charging port on the underside of the stand.

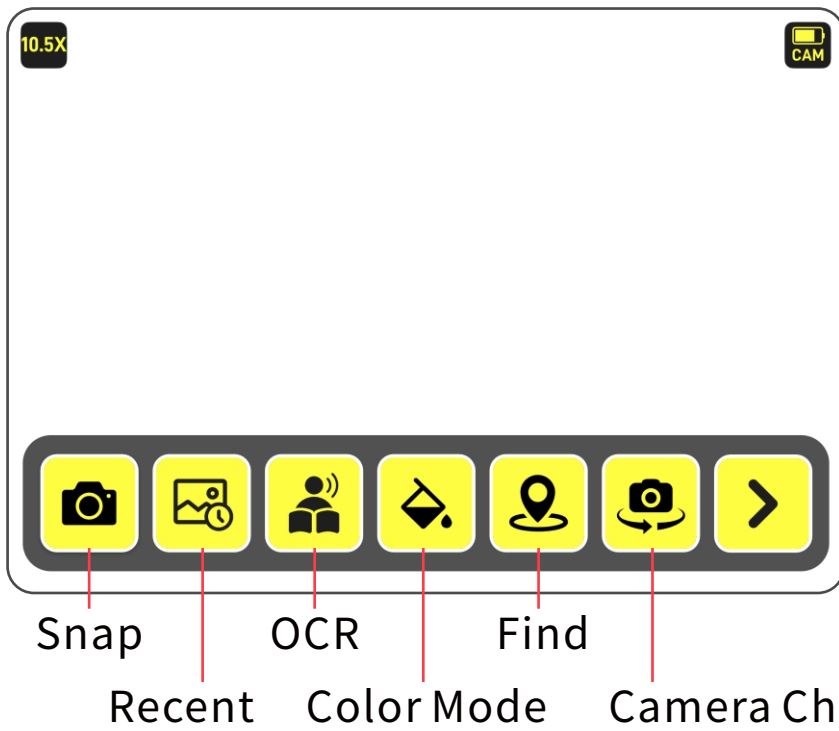
The indicator light is yellow while the device being charged and turns green when fully charged.

Power on/off

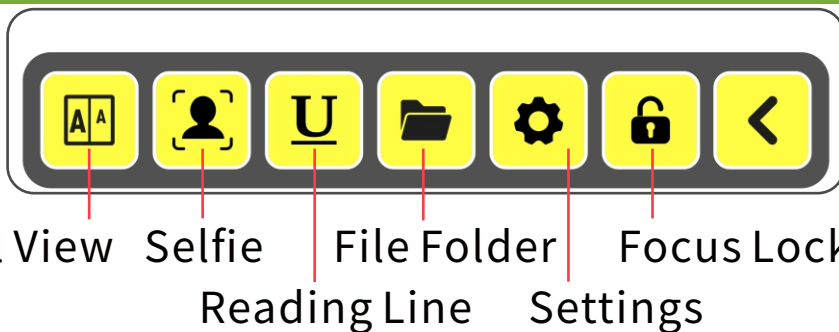


Long press the power button for 2s to turn on/off the device and when the device is turned on, the button light is green.

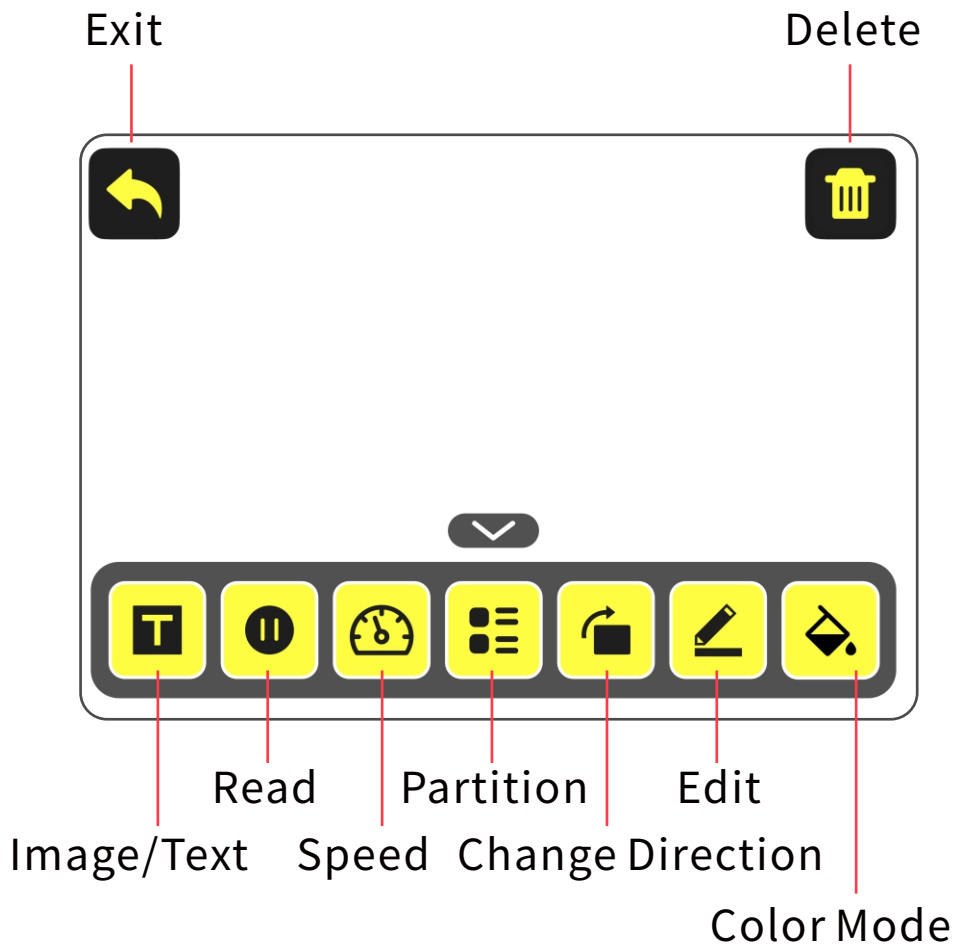
APP-Home Page



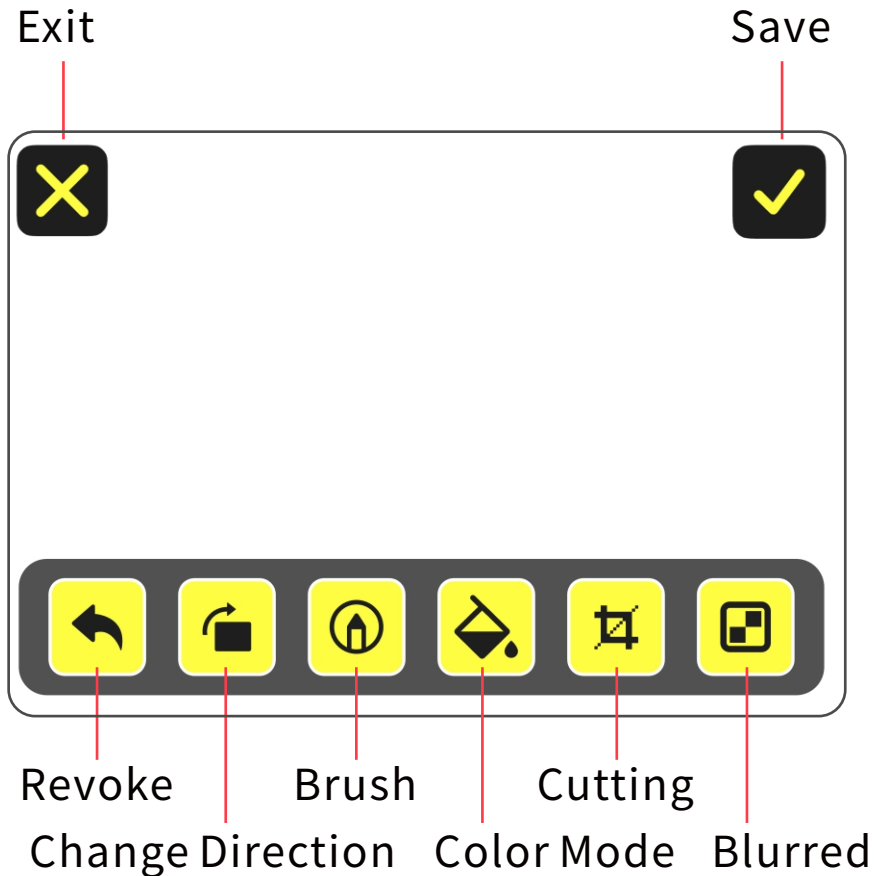
APP-Home Page More



APP-OCR and Text-to-Speech Page



APP-Image Edit Page



Please watch the instruction videos in the setting in Snow Pad App for better understanding the use of your Snow Pad.

Specifications

Magnification: 1-32x

Color Mode: 10 high-contrast color modes

Folding Size: LWH 309*312*55mm

Stand Height: 278mm

Camera: 7x optical zoom lens, auto focus,
1920*1080, 60FPS











Weight: approx. 2.4kg/5.29lbs

Battery Life: ~5h









Charging time: ~4.5h

Adapter: input 100-240V; output 5V/3A

Certification and Compliance

Symbol	Introductions	Symbol	Introductions
	CE Symbol		AUTHORISED REPRESENTATIVE IN THE EUROPEAN COMMUNITY
	Manufacturer Name Address		Manufacture Date
	Batch Code		Store in clean & dry place protected from rain, snow, ice, salt and water.
	Warnings and Precautions		Non-sterile
	Medical Device		Use-by date

Certification and Compliance

	Keep Dry		Keep away from Sunlight
	Consult Instructions for use		Unique Device Identification
	Country of Manufacture		Model Number
	Importer		Distributor

European Authorized Representative:



Company: SUNGO Europe B.V.

Address: Fascinatio Boulevard 522, Unit 1.7,
2909VA Capelle aan den IJssel, The Netherlands

A- for Customer**Name:****Tel:****Mail:****B -Product Information (for Distributor)****Product Name/Model:****Purchase Date:****S/N**

ZOOMAX TECHNOLOGY CO., LIMITED

Email: support@zoomax.com

Visit us at: www.zoomax.com